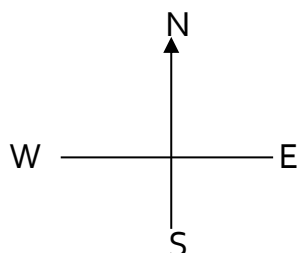


| | P.3 LITERACY II /SST. NOTES TERM ONE NOTES | | | | | | | | | | | | | | | | | | | | | | | | | |
|-------------------------------|---|-----|--------|---------|-----|-----|--|--|------|--|--|-----|--|--|-------|--|--|-------|--|--|-----|--|--|--------|--|--|
| Theme Sub-theme Content | Theme: Our Division Sub-theme: Name and location of our Division Maps and pictures <ul style="list-style-type: none"> - A map is a drawing of an object as seen from above. - A map is a representation of an object as seen from above. - A picture is a drawing of an object as seen from the side. - A picture is a representation of an object as seen from the side. | | | | | | | | | | | | | | | | | | | | | | | | | |
| Evaluation activity | Differences between maps and pictures <ul style="list-style-type: none"> - A map is drawn from above while a picture is drawn from the side. - A map shows the top part only but a picture shows many parts of the object. - A map is not easy to understand but a picture can easily be understood. Similarities Both maps and pictures represent objects. Draw and colour pictures and maps of the following objects <table border="1"> <thead> <tr> <th>Object</th><th>Picture</th><th>Map</th></tr> </thead> <tbody> <tr> <td>cup</td><td></td><td></td></tr> <tr> <td>tree</td><td></td><td></td></tr> <tr> <td>pot</td><td></td><td></td></tr> <tr> <td>table</td><td></td><td></td></tr> <tr> <td>house</td><td></td><td></td></tr> <tr> <td>car</td><td></td><td></td></tr> <tr> <td>bottle</td><td></td><td></td></tr> </tbody> </table> | | Object | Picture | Map | cup | | | tree | | | pot | | | table | | | house | | | car | | | bottle | | |
| Object | Picture | Map | | | | | | | | | | | | | | | | | | | | | | | | |
| cup | | | | | | | | | | | | | | | | | | | | | | | | | | |
| tree | | | | | | | | | | | | | | | | | | | | | | | | | | |
| pot | | | | | | | | | | | | | | | | | | | | | | | | | | |
| table | | | | | | | | | | | | | | | | | | | | | | | | | | |
| house | | | | | | | | | | | | | | | | | | | | | | | | | | |
| car | | | | | | | | | | | | | | | | | | | | | | | | | | |
| bottle | | | | | | | | | | | | | | | | | | | | | | | | | | |
| Activity I | | | | | | | | | | | | | | | | | | | | | | | | | | |
| Activity 2 | Elements, qualities, components of a good map Title/heading, boundary/frame, compass direction, key, scale | | | | | | | | | | | | | | | | | | | | | | | | | |

A compass direction

A compass direction is an instrument used to show direction. A compass direction has four main points called cardinal or primary points.



N – North

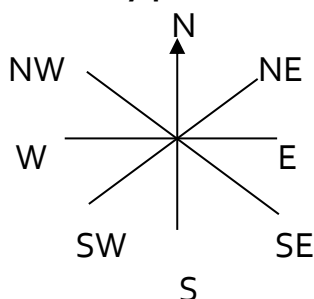
E – East

S – South

W – West

A compass needle points to the North when the compass is at rest. A compass nose shows direction on a drawn map.

Secondary points of a compass direction



NE – North East

NW – North West

SE – South East

SW – South West

People who use a compass

- Pilots map readers sailors
- Tourists surveyors mountain climbers

Other ways of telling direction

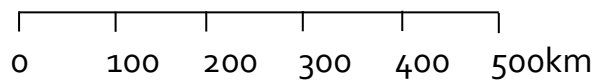
- By the position of the sun
- By using shadows
- By using landmarks
- By using physical features

The sun rises from the East and sets in the West.

A scale

A scale is used to measure the distance between places on the map.

e.g. km on a map can represent 100 km on the ground.



A title/ heading

This is the name of the map.

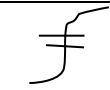
It tells us what the map is all about.

A key

The key gives the meaning of symbols used on the map.

Symbols used on the map.

| Symbol | meaning |
|--------|-------------|
| | Bridge |
| | Forest |
| | River |
| | Railway |
| | Church |
| | Mountain |
| | Swamp |
| | Air port |
| | Post office |
| | Lake |
| | Quarry |
| | Dam |




Waterfalls




Hill



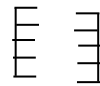
Mountain peak



Factory



Canal



Rift valley

Why symbols are used on maps

- Symbols are signs used to represent features on the map.
- Symbols prevent the map from being overcrowded.
- They make the map tidy.
- Map symbols make map reading easy.

Drawing a map of our classroom. *Be Completed*



A map of our school showing important places in the school

Administration block, classrooms, dining room, gate, kitchen, toilet and bathrooms, dormitories, field/playground.

Where I live.

1. Our continent is called
2. Our country is found in East Africa.

| | |
|--|---|
| | <p>3. East Africa is made up of three countries. These are Uganda, and Tanzania.</p> <p>4. The people of Uganda are called..... Tanzanians are people who come from The people from Kenya are called.....</p> <p>5. The capital cities of these countries are; Uganda Kenya Tanzania</p> <p>6. My school is found in Kampala district. Kampala district is found in Central region.</p> <p>Districts within Uganda Kampala,Mukono,Ntungamo,Kalangala,Iganga,Jinja, Wakiso,Luweero,Masaka,Lwengo,etc</p> <p>a) Write down four districts which begin with letters K, N, M Y etc</p> <p>b) The district surrounded by water in Uganda is.....</p> <p>c) Wakiso districts sorounds / neighbours Kampala district</p> <p>Our district</p> <p>1. The President of Uganda is</p> <p>2. The Mayor of Kampala is</p> <p>3. The RDC of Kampala district is</p> <p>4. The Town Clerk of Kampala district is</p> <p>5. The Chairman of Central division is</p> <p>6. The minister of Education and Sports is.....</p> <p>7. The state minister for primary education is</p> <p>8. The City Education Officer is</p> <p>Neighbours of Central division/ Rubaga/ Kawempe Kawempe division – North Rubaga division – West</p> |
|--|---|

Makindye division – South

Nakawa division – East

Parishes in Kampala central division

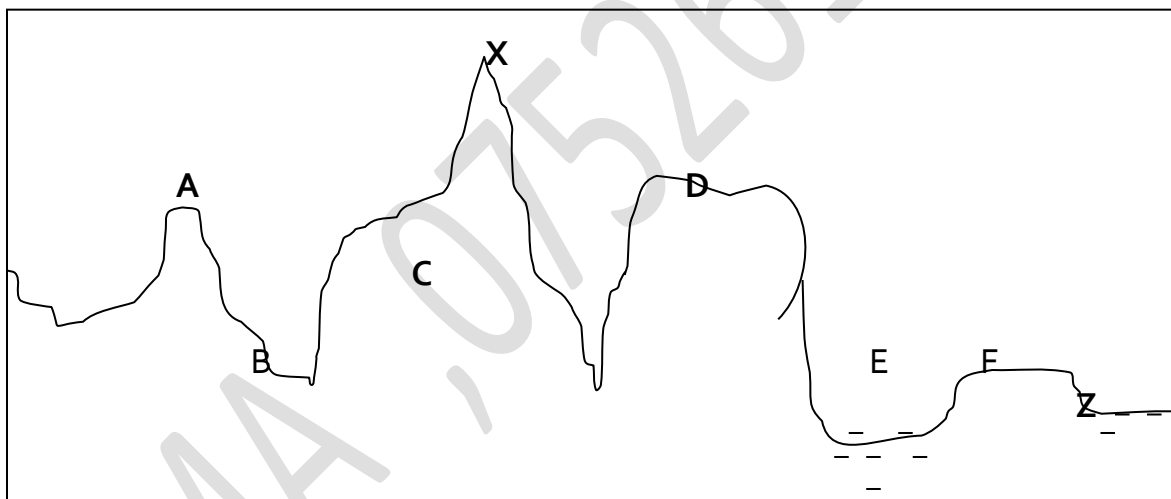
- Bukesa , Namirembe, Nakulabye, Kisenyi, Kamwokya, Old Kampala, Kivulu
- Sir Apollo Kaggwa Boarding Primary School is found in Bukesa parish.

Theme: Our Division

Sub-theme: Physical features in our division

Physical features are natural landforms which give the landscape. E.g. mountains, hills, valleys, plains, plateaus.

A CROSS SECTION OF LAND FORMS



A – hills

B – valley

C – Mountain

D – plateau

E – Lake

F – Plain

X – Mountain peak

Z swamp

} not physical features

Wetlands are;

Lakes, ponds, swamps, rivers, streams

Wetlands are not physical features

Vegetation – forests

Hills in our district

A hill is a piece of land that rises slightly above.

Kampala was formerly built on seven hills.

Namirembe, Kibuli, Rubaga, Makerere, Nakasero, Kololo, Mulago hills.

Other hills in Kampala are;

Nakasero, Kololo and Old Kampala hills

Hills in Kampala district and their important features

| Name of hill | Important feature |
|---------------------|---|
| 1. Mulago hill | Mulago hospital (biggest government hospital) |
| 2. Kibuli hill | Kibuli hospital, Kibuli mosque, Kibuli police training school |
| 3. Makindye hill | Army barracks, division headquarers |
| 4. Old Kampala hill | Old Kampala police station, Gadafi mosque, Muslim supreme council |
| 5. Nsambya hill | Nsambya hospital, Nsambya police station |
| 6. Rubaga hill | Rubaga cathedral, Mengo hospital |
| 7. Kololo hill | Kololo airstrip, television masts, heroes' burial place |
| 8. Muyenga hill | Water tanks, hotels |
| 9. Makerere hill | Makerere university |
| 10. Naguru hill | Television masts |

Mountains in Uganda

A mountain is a land that rises very high.

Examples –

| Mountain | Peak |
|-----------------|-------------|
| Mt. Rwenzori | Margherita |
| Mt. Elgon | Wagagai |
| Mt. Moroto | Moroto |
| Mt. Mufumbiro | Muhavura |

Mt Rwenzori is the highest mountain in Uganda

Importance of mountains

- Good for farming because they have fertile soils.
- Cool environment good for settlement
- They attract tourists who bring money to the government.
- We get minerals from some mountains
- Mountains are habitats of some wild animals.
- Mountains help in the formation of rainfall.
- Mountains are sources of some rivers.

Lesson

Lakes and rivers

Lakes are larger mass of water in a basin. A lake is bigger than a well.

Examples of lakes in Uganda

Lake Victoria (biggest in Uganda)

Kabaka's lake (manmade lake in Rubaga division)

Lake Kyoga

Lake Albert

Lake Wamala

Lake Edward

Lake George

Lake Mburo

Identify some local names for some lakes.

Examples of rivers

A river is a mass of flowing water.

Rivers are small but longer than most lakes.

River Nile, Mpongo, Kwana, Mayanja, Unyama, Acwa, Lumansi

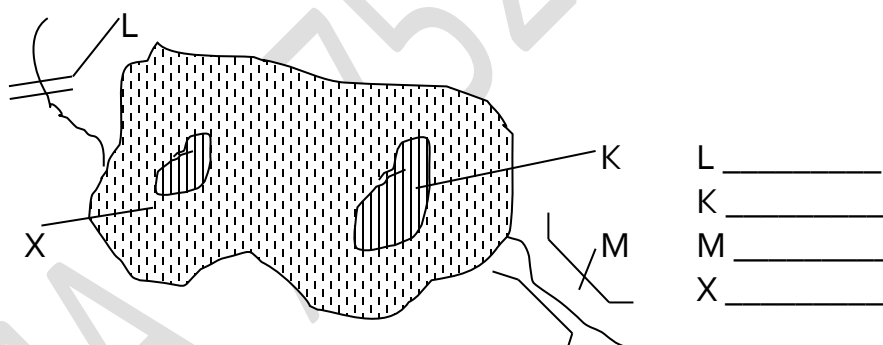
River Nile is the longest in Uganda

Lesson

Importance of lakes and rivers

- Provide / we get water from them
- Provide /we get sand from lakes and rivers
- Provide / we mine salt from rift valley lakes
- Provide / we get fish
- Provide water transport
- They attract tourists
- They help in the formation of rainfall
- Swimming is done in lakes and rivers
- We generate electricity in rivers e.g. Nile

NB: Name the features below.



Problems faced by people living near lakes and rivers

1. Dangerous water animals kill people e.g. snakes, crocodile and hippopotamus.
2. Floods destroy lives, homes, crops, animals and other property.
3. Strong wind (storms) on lakes and rivers make travelling and fishing difficult.
4. People often drown in rivers and lakes.
5. The water hyacinth (water weed) makes fishing and transport difficult.
6. Dirty water from lakes and rivers causes typhoid, cholera and bilharzia.
7. Mosquitoes spread diseases (female anopheles' mosquito).

Lesson

Valleys in our district

A valley is a low land between two close hills/ mountains.

| Valley | important feature |
|---------------|--------------------------|
|---------------|--------------------------|

| | |
|------------|------------------------------------|
| Bat valley | bat valley theatre/ primary school |
|------------|------------------------------------|

| | |
|-----------------|---|
| Nakivubo valley | St. Balikuddembe market, Nakivubo stadium |
|-----------------|---|

| | |
|----------------|---|
| Kitante valley | Golf club, Garden city, Kitante schools |
|----------------|---|

| | |
|----------------|---------|
| Katonga valley | Hostels |
|----------------|---------|

Importance of valleys

1. We get clay for pottery.
2. Brick making is done in valleys
3. Fishing in springs, streams, rivers is done in valleys.
4. Papyrus for crafts and building are got from valleys.
5. Forests in valleys are homes of some wild animals.
6. Hunting is done in valleys.
7. Valleys are sources of some rivers and streams.
8. Farming is carried out in valleys.

Swamps in Kampala district

A swamp is a wetland with vegetation.

Importance of swamps

1. Water for domestic use can be got from swamps.
2. Fish can be got from swamps.
3. People can grow crops like rice, sugarcane, yams in swamps.
4. Swamps help in the formation of rainfall.
5. Papyrus reeds for making crafts can be got from swamps.
6. Swamps are homes of some wild animals.

Problems faced by people living in swampy areas

1. Easy spread of diseases.
2. The area can easily flood.
3. People experience coldness especially at night.
4. People can easily be attacked by wild animals.
5. Water in swamps weakens buildings.

Theme :Our Division**Sub-theme: People in our Division****Ethnic groups**

An ethnic group is a group of people who have the same origin, culture, and speak almost the same language.

There are four main ethnic groups in Uganda and these are;

Bantu, Nilotics, Hamites and Nilo Hamites

N.B: Tribes and languages make up an ethnic group

Bantu ethnic group

Bantu is the biggest ethnic group in Uganda. The main work of the Bantu is farming. The Bantu have a common word “ntu”. The Bantu are farmers.

| Ethnic group | Tribe | Language |
|---------------------|--------------|-------------------|
| Bantu | Baganda | Luganda |
| | Bakiga | Rukiga |
| | Banyankole | Runyankole |
| | Bagishu | Lugishu/Lumasaaba |
| | Bagwere | Lugwere |
| | Batoro | Rutooro |
| | Basoga | Lusoga |
| | Banyoro | Runyoro |
| | Basamya | Lusamya |
| Nilotics | Acholi | Acholi |
| | Langi | Langi |
| | Alur | Alur |
| | Japadhola | Adhola/ Ludaama |
| Nilo-Hamites | Karamojong | Akarimojong |
| | Iteso | Ateso |
| | Kumam | Kumam |

| | | | |
|--|---------|------------------|-------------------------|
| | | Sebei | Sabinyii |
| | Hamites | Bahima Batusi | Runanore Kinyarwanda |

Important definitions.

- A tribe is a small group of people with the same origin, culture and speaks the same language.
- A language is a medium of communication
- A clan is a group of people with the same fore father.

Hamites is the smallest ethnic group in Uganda.

The Hamites and Nilo-Hamites are cattle keepers.

The Nilotics are both crop growers and cattle keepers.

CULTURE

Culture is the acceptable behaviour in a society.

Culture is an acceptable behavior in a society.

Examples of peoples' culture

- Birth of a single child
- Circumcision
- Birth of twins
- Entertainment
- Marriage custom
- Dressing
- Burial ceremony

The legend of the first Muganda.

Lesson:

Leadership in our community

A leader is a person who guides or directs others

Types of leaders

- Civic leaders
- Political leaders
- Cultural leaders / traditional leaders
- Religious leaders

| Civic leaders | Political leaders | Cultural leaders | Religious leaders |
|--|---|---|---|
| RDC, CAO, DISO, GISO, permanent secretaries, DEO, Government teachers | President, vice president, ministers, lord mayor, mayor, members of parliament, local council members, councilors | Kabaka, rwot, kyabazinga, imorimori, omukama, omugabe | Bishops, Pastors, Nuns, Priests, Cardinals, Reverends, Imams, Sheikhs, Khadhis |

Titles of cultural leaders

| Kingdom | Title | Names |
|----------------|--------------|----------------------------------|
| Buganda | Kabaka | Kabaka Ronald Muwenda Mutebi II |
| Bunyoro | Omukama | Omukama Solomon Gafabusa |
| Toro | Omukama | Omukama Oyo Nyimba Kabamba Iguru |
| Busoga | Kyabazinga | |
| Iteso | Emorimor | Emorimor Isuban |
| Acholi | Rwot | |
| Ankole | Omugabe | Not officially installed |

The local council Committee

Local council in short is L.C

The local council committee is made up of ten (10) members

These are;

1. Chairperson
2. Vice chairperson
3. The general Secretary
4. Secretary Finance
5. Secretary for information, education and mobilization
6. Secretary for women and public health
7. Secretary for people with disabilities
8. Secretary for production and environmental protection
9. Secretary for defence / security

Lesson

Members of the Local Council and their functions

| Post | Duties |
|-----------------------|--|
| Chairperson | <ul style="list-style-type: none">- Heads the local council- Chairs all the committee and council meetings- Signs official documents- Settles disputes and supervises all other members |
| Vice chairperson | <ul style="list-style-type: none">- Assists the Chairperson in all his duties.- Takes over the Chairman's duties during the absence of the Chairperson- Is in charge of children's affairs. |
| The General Secretary | <ul style="list-style-type: none">- Records all minutes of the council meetings |

| | | |
|--|---|--|
| | | <ul style="list-style-type: none"> - Keeps the official records, documents and files - Calls executive and council meetings |
| | Secretary for finance | - He is the treasurer of the council |
| | Secretary for information, education and mobilization | - Passes on all information required by the people |
| | Secretary for youth and education | - Mobilises the youth for participate in development and co-curricular activities |
| | Secretary for women and public health | - She is in charge of women affairs |
| | Secretary for people with disabilities | - Mobilizes people with disabilities for development |
| | Secretary for production of environmental protection | <ul style="list-style-type: none"> - Protected economic production - Encourage the protection of the environment in the area |
| | <p>Lesson</p> <p>Roles of leaders</p> <ul style="list-style-type: none"> - Encourage people to work hard. - They want to see everybody develop. - Leaders teach people responsibility. - Leaders settle disputes. - Leaders want people to live and work in a peaceful place. - Leaders make sure security is maintained. | |

| | |
|--|---|
| | <p>Lesson</p> <p>Acts of laws breaking</p> <ul style="list-style-type: none"> - Raping - Murdering - Trespass - Defilement - Drug abuse - Assault - Theft <p>Punishments given to law breakers</p> <ul style="list-style-type: none"> - Paying a fine - Beating - Imprisonment - Death sentence <p>People who enforce law and order</p> <ul style="list-style-type: none"> - Police officers - Local council leaders - Magistrates - Judges - Prison officers <p>The legend of the spear and the bead.</p> |
|--|---|

| | |
|--|--|
| | <p>Lesson</p> <p>Economic activity</p> <p>An activity is something done by people to earn money e.g. brick making, pottery, teaching, welding, sewing, hair cutting, weaving, carpentry, nursing, butchery, fishing, stone mining</p> <p>Pottery</p> <p>Pottery is the making of pots.</p> <p>A person who makes pots is called a potter.</p> <p>It is also the place where many pots are kept.</p> <p>Uses of pots</p> <ul style="list-style-type: none"> - To keep drinking water - Cooking food - Fetching water - Decoration - For sale (sold to get money) <p>Lesson</p> <p>Handcrafts</p> <p>These are things made from local materials using hands</p> <p><u>Exampels of handicrafts</u></p> <p><u>Baskets, mats, ropes, doormats, tables clothes, bags, stools, hats</u></p> <p><u>N.B</u></p> <ol style="list-style-type: none"> 1. Most handicrafts are made by weaving 2. Some local materials used in weaving are raffia, papyrus, banana fibres, palm leaves, cained reeds 3. Making of baskets is called <u>basketry</u> 4. The making of things out of iron is called <u>smithing</u>. 5. A black smith makes things out of iron. |
|--|--|

Things made out of iron

Knives, pangas, hoes, axes, beds, arrow heads, padlocks, nails

Importance of economic activities

- Economic activities provide food to people.
- People learn skills
- People improve on their standards of living through economic activities.
- People get things to use in their day to day life.

People and their work

| Economic activity | Person | Place |
|--------------------------|---------------|----------------------------|
| Sewing | tailor | verandas |
| teaching | teacher | school |
| nursing | nurse | hospital/clinic/dispensary |
| fishing | fisherman | river/ lake / fish pond |
| carpentry | carpenter | workshop |
| pottery | potter | pottery |
| farmer | farmer | farm |

TERM TWO NOTES

Theme: Livelihood in our sub county/ division

Subtheme: Social services and their importance

Lesson

Definition.

Social service is the work done by the government for the people to live better lives.

Services provided by the government to make people's lives better.

Types of social services

- Education services
- Communication services
- Health services
- Transport services
- Water services
- Security services

Education services

What is Education?

Education is the getting of knowledge.

People get education from schools.

Types of schools

- Nursery schools
- Primary schools
- Secondary schools
- Universities
- Colleges
- Technical schools

Lesson 2

Importance of education

- We get knowledge from education.
- We get skills from education.
- We get jobs/ employment from education.

Examples of universities found in Uganda include;

- Makerere
- Uganda Christian university Mukono
- Islamic university in Uganda
- Kampala international University
- Gulu university
- Busoga University
- Ndejje university
- Nkozi university etc.

NB: Schools are under the ministry of education and sports.

The current minister of education and sports is Hon Janat Kataaha Museveni.

Lesson III

Security services

Security is the way of protecting people and their property against danger.

Security services are rendered to people to protect them with their property.

Organs which provide security include;

The police, prisons, army, local defence unit, private security organs

Weapons

A weapon is a material which is used to defend ourselves from enemies.

Weapons used to provide security services include;

Guns, batons, sticks, bow and arrow, land mines, tear gas, bombs

Lesson.IV

The police force

The police in Uganda is divided into sections like;

- Dog section
- Anti-riot police
- Military police
- Traffic police
- Mobile patrol unit
- Criminal investigation department (CID)
- Anti-smuggling unit
- Passport section
- Fire brigade

The title given to the head of the Uganda police is the Inspector General.

The current Inspector General of police in Uganda is IGP OCHWORA

Roles of the police

- It keeps law and order.
- Investigates cases and crimes
- Controls traffic flow
- Enforces law
- Puts out fire

NB: The police is under the ministry of internal affairs.

Lesson V

The army

The army protects the lives of people and their property in the country. The title given to the head of the army in Uganda is a Commander-in-Chief.

The current commander in chief of the Uganda Army is H. E. Yoweri Kaguta Museveni.

| | |
|--|---|
| | <p>Another name for the Uganda army is the <u>Uganda People's Defence Forces (UPDF)</u>.</p> <ul style="list-style-type: none"> - Protects the lives of people and their property in the country. - The army protects the country. <p>The title of the head of the army in Uganda is Commander in chief</p> <p>The current commander chief of the Ugandan army is H.E Kaguta Museveni</p> <p>The name of the Ugandan army is the Uganda People's Defence force (UPDF)</p> <p>Roles of the army</p> <ul style="list-style-type: none"> - Protects the lives of people and their property. - The army protects the country - Fights against invaders - Entertains people (army band) <p>The people who work in the army are army men / army women</p> <p>They can also be known as soldiers</p> <p>They live in a barracks in house called unipots.</p> <p>The prison</p> <p>A prison is a place where law breakers are kept in safe custody.</p> <p>Roles of the prison</p> <ol style="list-style-type: none"> 1. It keeps law breakers in safe custody. 2. It changes laws breakers into law abiding citizens. 3. It punishes law breakers. <p>Skills learnt in prison</p> <p>carpentry, music, sports, craft making, sports, digging</p> <p>Prisoners are taken to courts of law for judgment.</p> <p>Children below 18 years are taken to special places like Kampiringisa prisons, Naguru remand home, Bugungu reformatory school</p> <p>Private security guard</p> <p>These are privately owned security groups.</p> |
|--|---|

They also help the police to keep law and order.

Examples include;

- Uganda securico
- Saracen
- Group 4
- KK security
- Delta force
- Hash
- Securex
-

Lesson VIII

Health services

These are services provided by giving medical care.

Places which provide health services include: - hospitals, clinics, dispensaries, health centres.

The main referral hospital in Uganda is Mulago hospital.

Medical care is given through;

Injections, creams, lotions, tablets, drips and syrups.

People who provide medical care are;

- Doctors treat sick people
- Oculists treat eyes
- Opticians sell eye glasses
- Dentists treat teeth
- Surgeons operate on people
- Nurses assist doctors when treating patients
- Midwives care for pregnant women
- Health inspectors teach people how to live in a clean environment and how to stay healthy.

-

Lesson IX

Communication services

Communication is the sending and receiving of messages. There are two types of communication i.e.

- Local communication
- Modern communication

Local communication

This is the type of communication where people use local means to send and receive messages.

Means of local communication

- Drums
- Clapping
- Bells
- Whistle
- Fire
- Xylophones
- Horns
- Mouth (talking)
- Gestures

Advantages of local communication

- It is cheap
- It is easy to use

Disadvantages of local communication

- It wastes time.
- It might not reach many people at the same time.
- The message may change as it moves from one messenger to another.

NB: Gestures are signs used in communication without talking.

Lesson IX

Modern communication

It is a type of communication which uses modern means to send and receive communication.

Communication services in Uganda are provided by;

| | |
|--------------------------------|--|
| a) Radio stations | Radio simba, CBS, Super, Radio One, Capital Radio, Dunamis, Kaboozi, Dembe FM etc |
| b) TV stations | UBC, Capital, Bukedde, NBS, star TV, NTV, LTV, ITV, EATV,BBS,Spark TV. |
| LESSON X | |
| c) Telecommunication companies | e.g. Airtel-K2, MTN, UTL, Africell, |
| d) Newspapers | Newvision, Daily Monitor, Weekly observer, Kamunye, Red pepper, Rupiny, Bukedde, Etop, Orumuri |

Lesson XI

Modern means of communication

- a) Radios
- b) Television
- c) Phones
- d) Newspapers
- e) Internet
- f) Magazines
- g) Letters
- h) Fax
- i) Computers

Advantages of modern communication

- It is time saving.
- The message does not change.

- The message can reach intended recipients at the same time.

Disadvantages of modern communication

- It is very expensive.
- It requires people who have gone to school.
- Some of it requires electricity.

-

Lesson XII

Transport services

Transport is the movement of people or goods from one place to another.

There are four types of transport namely;

- Road transport
- Water transport
- Air transport
- Railway transport

Road transport

Road transport is the movement of people and goods from one place to another along the road.

Means of road transport

- Pedestrians (use the road on foot)
- Bicycle
- Motorcycle
- Lorries
- Animals e.g. horse, oxen, camels

Road transport is the most common type of transport.

Advantages of road transport

- It's a door to door service.
- Its costs are affordable.
- People can reach many places.

Disadvantages of road transport

- There is a lot of traffic jam along the road.
- There are many risks of accidents.
- Murram roads can produce a lot of dust during dry weather.

Lesson XIII

Air transport

It is the movement of people and goods from one place to another in air.

Means of air transport

- Aeroplanes
- Parachutes
- Helicopters
- Rockets

Aeroplanes land at airports.

Small aircrafts land at airstrips and airfields.

A runway is the road for the aeroplane.

Aeroplanes' park is a prone.

A pilot flies a plane.

Examples of airstrips in Uganda

, Soroti airstrip, Gulu airstrip, Mbarara airstrip, Arua airstrip, Kimaka airstrip
Kajjansi air strip, Kololo airstrip

Air transport is the most expensive type of transport.

Disadvantages of air transport

- It is very expensive
- In case of an accident, people die in big numbers.
- It is not common.

Advantages of air transport

- It is the fastest type of transport.
- It is less risky in terms of accidents.

- It is very comfortable.
- It is the best for perishable goods.

Lesson XIV

Water transport

Water transport is the movement of people and goods from one place to another on water.

Means of water transport

- a) Boats
- b) Ship
- c) Canoes
- d) Ferry

Ferries are big water vessels which carry many people and bulky things i.e. cars, buses etc

Water transport is both the slowest and the cheapest type of transport.

A ship captain sails a boat.

Advantages of water transport

- It is the cheapest of all the types of transport.
- It is good for people who live on islands.

Disadvantages of water transport

- It is slow.
- It does not offer door to door services.
- There are high risks of accidents.

Lesson XV

Railway transport

Railway transport is the movement of people and goods from one place to another on rails.

Means of railway transport

- Train
- Tram

A train stops at the railway station.

Kinds of trains

1. Passenger trains – for carrying people
2. Cargo train – for carrying cargo or luggage

Advantages of railway transport

- It is cheap.
- It carries many people.
- It is suitable for bulky goods.

Disadvantages of railway transport

- It is slow.
- It is not good for taking perishable goods.
- It doesn't provide door to door services.
- It is time tabled.

Lesson

Challenges associated with social services (problems)

a) Challenges associated with education

- Some schools lack trained teachers.
- Some schools do not have enough classrooms.
- Some schools do not have enough furniture.
- Some schools do not have enough scholastic materials e.g. textbooks, chalk, pencils and pens.
- Some schools do not have enough security against arsonists.
- The legend of the first Bagisu.

MANAGING BASIC RESOURCES

Basic resources

Definitions

- Basic resources are things which we use in our day to day life.
- Basic resources are things which are used to achieve a certain purpose.

Examples of basic resources

- Water
- Time
- Money
- Food
- Fuel (firewood, charcoal)
- Wild life (animals, insects)
- Minerals (sand, clay, stone, rocks)

Sources of water

- A source is where something begins from.
- We have both natural and artificial sources of water

Natural sources of water

- These are God-made e.g. lakes, oceans, wells, streams, rivers, swamps, springs, rainfall
- Rainfall is the main natural source of water.

Artificial sources of water

These are man-made sources of water e.g. boreholes, ponds, dams, wells

Water harvesters

Tanks, drums, buckets, jerrycans, pots and basins

Domestic uses of water

- Water is used for cooking.
- We use water for drinking.
- Bathing

| | |
|--|---|
| | <ul style="list-style-type: none"> - Washing - Cleaning <p>Industrial uses of water</p> <ul style="list-style-type: none"> - For washing machines - Mixing building materials - For irrigation. <p>Other uses of water</p> <ul style="list-style-type: none"> - Water is used for transport - Generating electricity - Irrigation - Recreational activities e.g. swimming, boat racing, raffling - Used for cooling and washing machines in industries <p>Time</p> <ul style="list-style-type: none"> - Time is the length of a period - It helps us to accomplish tasks <p>Seasons</p> <p>There are two types of seasons</p> <p>i) wet season (rainy)</p> <p>ii) dry season (sunny)</p> <p>A wet season is when we get enough rainfall.</p> <p>Activities done in the wet season</p> <p>Planting, thinning, weeding, pruning</p> <p>A dry season is when we get enough sunshine</p> <p>Activities done in a dry season</p> <p>Harvesting, clearing land, watering, irrigation, drying seeds, storing seeds</p> <p>Dry seeds are stored in a granary or a silo.</p> |
|--|---|

Picture of granary



Other uses of water

- Water is used for transport
- Water is used in industries to cool machines and wash them.
- Water is used for recreation activities e.g. swimming, boat racing , rafting
- Water is used for irrigation

TIME

Time is the length of a period.

It helps us to accomplish tasks.

SEASONS

Money

Money is a means fo paying for things in form of coins and bank notes.

Money is a medium of exchange.

Examples of money (currencies)

Uganda – Uganda shillings

Kenya – Kenya shillings

America – American dollars

Tanzania – Tanzanian shillings

Rwanda – Francs

Banking

Banking is a system of keeping money safely.

All banks in Uganda are controlled by the Central Bank (BOU) Bank of Uganda.

Examples of banks

Stanbic, Crane, Centenary, Global trust, Equity, Baroda, Barclays, Post bank, Equatorial bank, Bank of Africa, United Bank for Africa, Cairo, KCB, DFCU, Standard Chartered, Fina bank etc.

Use of banks

- To keep money safely
- Banks give loans to people.
- Banks help to keep important documents e.g. land titles and wills
- Banks are sources of employment (jobs).

Saving

Saving means to store or keep money for future use.

Ways of saving money

- We save money in the bank
- In a wooden or metallic box

Why do we save?

- For future use
- To meet our needs
- To avoid wastage
- To improve standards of living

RECORDS

What are records?

A record is a written document which is kept and can be used in future.

A record is a written document for future use.

Examples of records

Birth certificates, registers, death certificates, mark lists, baptism cards, immunization cards, marriage certificates, wills

| At school | In the bank | In the hospital | Church |
|-------------|-------------|-------------------|--------------|
| Register | Bank slip | Immunization | Marriage |
| Mark list | Land title | card | certificate |
| Duty Rota | Will | Birth certificate | Baptism card |
| Report card | Money | | Confirmation |
| Time table | Cheque | | Certificate |
| Bank slips | | | bible |

Uses of records

- For future use
- For reference
- For evidence
- For information

Activity:

Telling and retelling in relation to saving money.

Spending resources

Spending is using money to pay for goods and services.

Things we need and spend money on

Food, clothes, transport, education, health, communication, weddings and introductory ceremonies

Ways of spending wisely

- Budgeting – a budget is a plan of how to get and spend money wisely.

- Negotiating/ bargaining – this is to reach an agreement by discussion.
- Comparing quality – this is looking at how things are similar or different from one another.
- Prioritization – this is choosing something which is more important than others.

Projects

What is a project?

A project is a piece of work that is carefully planned to achieve a particular aim.

It is also an activity carried out in order to get knowledge, skills and money.

Examples of projects

Bee keeping, poultry keeping, animal rearing, fish farming, piggery, tree planting, brick making, drama groups, hotel project, school project, boutique, hair dressing, road construction, fumigation (cabbage collectors)

Preparing for a project:

Things needed to start a project

- Money, time, space/land, knowledge and skills, labour/workers, chicking / supervision, record keeping, commitment

Marriage

Marriage is when a man and a woman stay together as husband and wife, marriage starts with courtship.

What is courtship?

This is when a man and a woman talk to one another about getting married.

Types of marriages

- | | | |
|--------------------|---|----------------------|
| Religious marriage | - | by religious leaders |
| Customary marriage | - | by parents |
| Civil marriage | - | by court |

FOOD

What is food?

- Food is something good to eat or drink.
- Traditional dishes of different tribes (stable foods)

| Tribe | Traditional dishes | Tribe | Traditional dishes |
|------------|--------------------|------------|-----------------------|
| Buganda | Matooke (banana) | Bagisu | Malewa |
| Banyankole | Millet | Karamojong | Millet |
| Banyankole | Millet | Karamajong | Milk mixed with blood |
| Basoga | Sweet potatoes | Bakiga | Irish potatoes |

Food taboos;

A taboo is something which is forbidden in a culture or religion.

What is food taboo?

Food taboo is a forbidden food.

There are three types of taboos

- Food taboo
- Cultural taboo
- Religious taboo

Examples of food taboos

- Moslems are not allowed to eat port (food, religious taboo)
- Women of long ago were not allowed to eat pork, chicken, grasshoppers and eggs, mutton
- Catholics are not supposed to eat meat on Fridays during lent period.
- Seventh Day Adventists are not allowed to eat pork, grass hoppers, white ants.
- One is not allowed to eat his/her totem. (Cultural taboo)

TERM THREE NOTES

Keeping peace in our sub-county/ municipality/ division

What is peace?

Peace is living in a friendly and calm atmosphere with one another.

Ways of living in peace with one another

- Observing rules and regulations
- Respecting each other
- Playing with one another
- Participating in work
- Sharing with one another
- Recognizing and respecting differences between people e.g. blind, deaf, dumb

Importance of living in peace

- Promotes unity
- Improves on the standards of living
- Promotes tourism
- Promotes development i.e. education, transport and business

Our class rules

- Always pay attention to the teacher.
- Keep the class in order
- Keep the classroom in order
- Report wrong doers to the teacher.

Importance of rules and regulations

- Rules promote discipline
- Rules promoted respect
- Rules reduce accidents
- Rules promote peace
- Rules bring unity

Children's rights, needs and their importance

Who is a child?

A child is a person who is below or under 18 years of age. (According to Ugandan law)

Children's rights are the natural freedom(s) of a child.

Examples of children's rights

- A right to education
- A right to medical care
- A right to belong to a clan, lineage, tribe.
- A right to have a name.
- A right to play.
- A right to talk freely but with respect.
- A right to have equal and fair treatment
- A right to food
- A right to know his or her parents

Importance of children's' rights and needs.

- Children's' rights help them to grow healthy and social
- Children's rights help children to be protected from any of abuses
- Children's rights help children to fit in the society morally.

Child abuse

Child abuse is the mistreatment of children

Child abuse is the denying of a child his or her rights.

Form / acts of child abuse

- Child battering
- Denying food
- Child labour
- Child sacrifice
- Bad touches

| | |
|--|---|
| | <ul style="list-style-type: none"> - Intimidation - Defilement - Rape - Denial of education - Forced marriages <p>Causes of child abuse</p> <ul style="list-style-type: none"> - Poverty - Broken families - Wars - Alcoholism - Death of parents - Undisciplined children - Insecurity - Early marriages <p>Effects/results of child abuse</p> <ul style="list-style-type: none"> - Death may occur - Increased number of street children - Early pregnancies - School dropouts - Stealing - Forced marriages <p>Ways of stopping child abuse</p> <ul style="list-style-type: none"> - By teaching children their rights. - By punishing those who abuse children's rights. - Children should value their rights. - Children should be obedient to their parents and elders. |
|--|---|

| | |
|--|--|
| | <p>Children's responsibilities</p> <ul style="list-style-type: none"> - Keep law and order - Promote good behaviour - Promote interests of their county - Obeying / Respect elders, parents and their teachers - Avoid misusing rights - Respecting rights of others - Respecting and recognizing children with special needs - Loving their country - Support parents' effort in promoting children's welfare |
|--|--|

CULTURE AND GENDER

Culture is a special way of doing things in a particular society.

Tribes have different practices. They are called customs

A custom is a special way of things in a particular society.

Examples of cultural practices (customs)

- Kneeling down while greeting and serving food (Baganda).
- Circumcision (Bagisu, Bakonjo, Sebei)
- Detoothing (Kumams, Sebei)
- Tatooing (Karimojongs)
- Celebrating the birth of children
- Twins celebration
- Child naming
- Dressing
- Marriage ceremony
- Introductory ceremony
- Language
- Dances
- Burial ceremony
- Greeting
- Food

Birth of a single child

- Relatives and friends bring gifts for the baby.
- The grandfather gives a name to the baby.
- The baby belongs to the father's clan.
- A feast is held to welcome the baby.

Lesson

Birth of twins

- Parents get special names.
- Father – Salongo and mother – Nalongo
- Twins also get special names e.g. Kigongo born before twins.
- Kizza follows twins.

| Twins | Elder | younger |
|--------------|--------------|----------------|
|--------------|--------------|----------------|

| | | |
|---------------|---------|--------|
| Boy and boy | Wasswa | Kato |
| Boy and Girl | Wasswa | Nakato |
| Girl and boy | Babirye | Kato |
| Girl and girl | Babirye | Nakato |

Lesson

Marriage custom

Marriage is the union of a man and a woman as a husband and wife.

- A boy or girl cannot marry any of his relatives at the age of 16 – 18 years.
- The aunt (sister of the father) taught the girl about marriage.
- Parents of the boy looked for a disciplined and hard-working girl for him to marry.
- The boy and his sister, brothers, relatives and friends visit the girl's family.
- The introduction ceremony (kwanjula) is held.
- They take a lot of gifts e.g. clothes like kanzu and gomesi, sugar, meat, beer, money, animals and food stuffs.
- They pay bride price e.g. cows, goats, hens and money etc.
- The girl is taken for marriage by her aunt and brother.
- She takes things like mats, knives and baskets.
- The brother (muko) of the girl is given a cock on the wedding day.
- Both families combine and make celebrations.
- There is a lot of eating and dancing.

Steps of marriage

There are mainly 3 steps of marriage namely:

1. Courtship
2. Introduction
3. Wedding

- Courtship is when a man and a woman talk to one another about getting married.
- Introduction is when a woman shows a man she is intending to get married to her parents.
- Wedding is the tying of a knot. It is the ceremony which initiates marriage.

Types of marriage

There are 3 types of marriage namely:

1. Religious marriage (by parents)
2. Customary marriage (by parents)
3. Civil marriage (by court / district registrar)

N.B According to the Ugandan constitution, (class) a person below 18 years of age is not allowed to get married

Food

Food is anything good to eat or drink

Food is anything valuable to eat or drink.

Traditional dishes (staple foods) of different tribes.

| Tribe | Staple food |
|--------------|--------------------|
| Baganda | matooke (bananas) |
| Basoga | sweet potatoes |
| Banyankole | millet |
| Acholi | millet |
| Bagisu | malewa |
| kakiga | irish potatoes |

| | |
|--|---|
| | <p>Food taboos</p> <p>A taboo is a forbidden thing in a culture or religion.</p> <p>Food taboo is a forbidden food.</p> <p><u>Examples of food taboos</u></p> <p>Muslims do not eat pork</p> <p>Seventh day Adventist are not allowed to eat port, white ants and grasshoppers</p> <p>Catholics are not allowed to eat meat on Fridays during lent period and on Wednesdays</p> <p>Long ago women were not allowed to eat pork, grasshoppers, chicken and mutton.</p> |
|--|---|

CUSTOMS

A custom is a special way of doing things

Examples of customs

- Praying before eating food - thanking people
- Respecting holy days -welcoming visitors
- Sharing
- Washing hands before and after eating
- Kneeling down to show respect to elders
- Greeting

Importance of customs

- Customs promote people's culture
- They attract tourists
- They instill good moral and social values
- Customs promote unity
- Customs show people's belongings.

Lesson

Dressing

- Dressing in our division or sub-county has gone on changing from time to time.
- Long ago people used to wear bark clothes but nowadays men and boys wear shirts, vests, coats, shoes, shorts, kanzu, and trousers while girls and women wear skirts, blouses, shoes, dresses, gomesi etc.

Traditional clothes

- Baganda -Men wear trousers, Kanzu and coats

Women -Gomesi

- **The Banyankole**

Men - suits

Women - sash / busuuti

- **The karimojong**

Women wear beads around their waists and necks .

Reasons for wearing clothes

- For easy identification
- To cover our bodies.
- To keep warm.
- To look smart.
- For easy identification.
- For special occasions like weddings

- Clothes show people's culture

Gender

Gender is the state of being male or female.

Boys and men are males

Girls and women are females

Characteristics of boys

- Boys don't develop large breasts
- Boys develop deep voices
- Boys' dressings are different from those of girls

Characteristics of girls

- Girls' breasts develop as they grow
- Girls develop soft voices
- Some body parts of girls are different from those of boys

Activities for boys and girls

| Boys | Girls |
|--|--|
| <ul style="list-style-type: none"> - Hunting - Building - Providing security - Chopping fire wood - Grazing animals | <ul style="list-style-type: none"> - Cooking - Cleaning the home - Looking after babies |

Activities done by both girls and boys

- Fetching water
- Collecting firewood
- Digging
- Mopping
- Washing utensils

Equity

It means equal and fair treatment of both boys and girls.

Examples of showing equity

- Educating both a boy and a girl child
- Give equal shares to both gender in a family
- Equal distribution of work
- Recognition of children with special needs
- Fair distribution of basic needs

Ways of promoting and preserving culture

- Through conducting music festivals
- Through initiation ceremonies

- Through attending funerals
- Through planting medicinal plants
- Through record keeping
- Through practicing traditional education
- Through installation of cultural leaders (enthronement)
- Through sharing roles and responsibilities
- Through respecting cultural norms

Dangers of some cultural practices

- Some cultural practices can lead to spread of HIV/AIDS e.g. circumcision using unsterilized instruments
- Some cultural practices can lead to death e.g. circumcision of girls (genital mutilation by the Sebei)
- Some cultural practices can lead to isolation of people
- Some cultural practices are very painful

Theme 2: Basic technology in our sub county/ division

Technology is the practical way of solving problems.

Types of materials used in technology

There are two types of materials used in technology namely;

- Natural materials
- Artificial materials

Natural materials

These are materials which are made by God.

Examples of natural materials

- Banana fibres
- Palm leaves
- Clay
- Wood
- Papyrus
- Raffia
- Sisal
- Banana stalk
- Stones
- Fruits
- Silk
- Water

Characteristics of natural materials

- They are made by God.
- They are heavy.
- They are cheap.
- They do not have specific colours.

Artificial materials

These are man-made materials.

Characteristics of artificial materials

- They are made by people.
- They are light.
- They have specific colours.
- They are expensive

Examples of artificial materials

- Wires
- Plastics
- Straws
- Polythene
- Papers

Processing and making things from natural materials

| Source | Material | Product(s) |
|-------------------|---|---|
| Banana plantation | <ul style="list-style-type: none">- Banana fibres- Banana leaf stalks | <ul style="list-style-type: none">- Mats, ropes, hats- Baskets |
| Swamp | <ul style="list-style-type: none">- Clay- Palm leaves- Papyrus | <ul style="list-style-type: none">- Pots, cups, plates etc.- Mats, bags, hats- Papyrus mats, door mats |
| Forest | <ul style="list-style-type: none">- Wood- Sticks- Flower- Fruits- Seeds- Ficus tree (mutuba) | <ul style="list-style-type: none">- Furniture- Baskets- Dyes and perfumes- Juice- Necklaces, bracelets- Bark cloth |
| Bush | <ul style="list-style-type: none">- Grass | <ul style="list-style-type: none">- Brooms |
| Silk worm | <ul style="list-style-type: none">- Silk | <ul style="list-style-type: none">- Clothes |
| Elephant tusk | <ul style="list-style-type: none">- Ivory | <ul style="list-style-type: none">- Jewellery , artificial teeth |
| Lake | <ul style="list-style-type: none">- Shell | <ul style="list-style-type: none">- Animal feeds, decorators |
| Mine | <ul style="list-style-type: none">- Gold, diamond., iron, copper, aluminum | <ul style="list-style-type: none">- Jewellery, electric wires, iron bars |
| Rock | <ul style="list-style-type: none">- Stones- Limestone | <ul style="list-style-type: none">- Aggregated stones- Cement |

| Processing and making things from natural materials | | |
|---|--|--|
| Source | Material | Product(s) |
| Factory | <ul style="list-style-type: none"> - Wires - Plastics - Straws - Polythene - Papers | <ul style="list-style-type: none"> - Toys, hangers - Cups, plates, bags, baskets, toys - Mats, bags, necklaces, baskets - Balls, ropes, kites - Decorators, necklaces, bracelets, envelopes, paper bags |

Importance of technology

- It is a source of income
- It helps in making play materials
- It is used for decoration
- It is used for making clothes
- Technology helps people to get food.